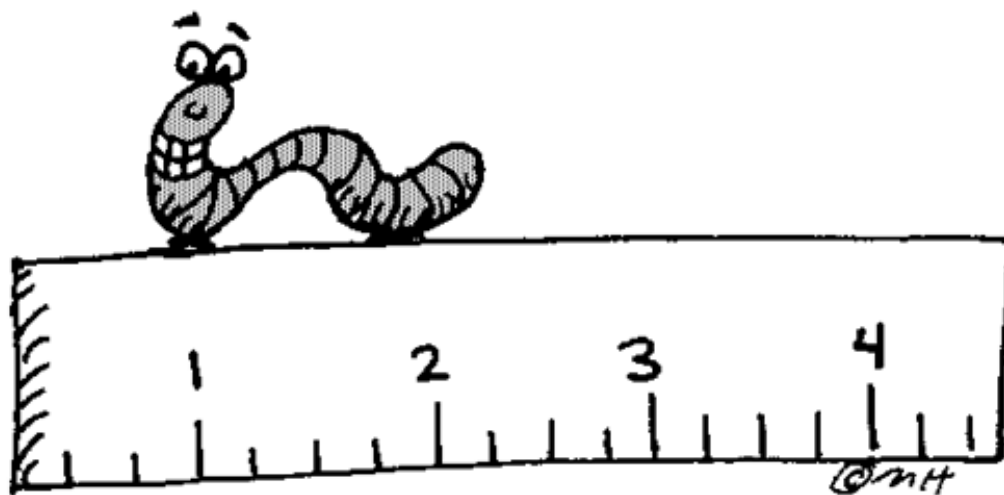
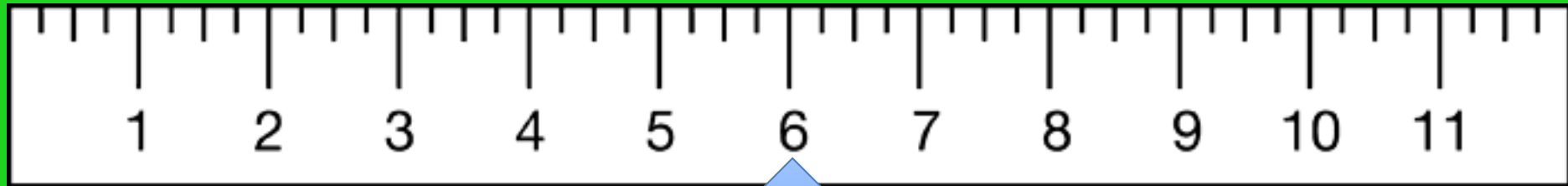


MEASUREMENT!!



- Measuring objects to the nearest inch.

The Basic Ruler



These long lines are the lines that tell us how many inches something is. The number below the line is the total number of inches.


BUT STOP!!!!



**FIRST WE HAVE RULES WE NEED TO
REVIEW FIRST!!**

Measuring Rules

- Not all rulers start at the edge of the stick. Sometimes you have to start at the first line.

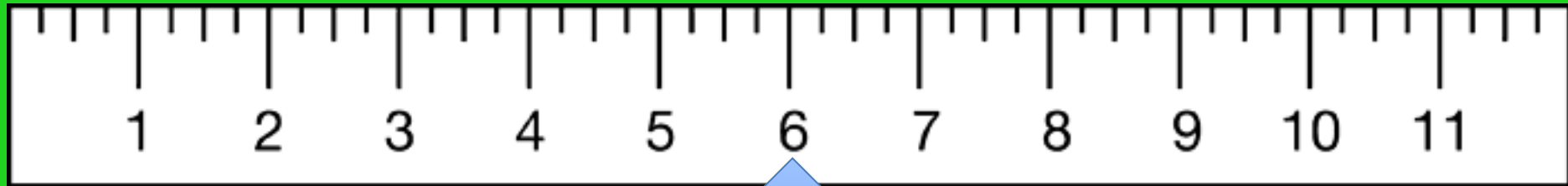


- When measuring an object, be sure that the objects edge starts at the end of the ruler, or at the zero mark if the ruler does not start at the edge.

Rounding Review

- If the number ends in 5 or greater, you round up to the next whole number.
- If the number ends in 4 or less, you round down to the next whole number.

The Basic Ruler





These long lines are the lines that tell us how many inches something is. The number below the line is the total number of inches.



How long is this paintbrush?



What is the length of the sneaker?



How many inches is the marker?





What's wrong??

Carly said the pencil below is about 8 inches long. What did she do wrong?

